



## Electromagnetic Door Locks With Mounting Brackets











Model No.	Holding Force	Voltage	Current Draw	Lock Size	Armature Plate
YM-180 Single	300Lbs (180Kg)	12V/24V	DC12V/380mA DC24V/190mA	170Lx35Wx21H(mm)	130Lx32Wx11H(mm)
YM-180D Double	300Lbs X 2 (180Kg) X 2	12V/24V	DC12V/380mA DC24V/190mA	170Lx35Wx21H(mm)	340Lx35Wx21H(mm)
YM-280 Single	600Lbs (280Kg)	12V/24V	DC12V/480mA DC24V/240mA	250Lx42Wx25H(mm)	180Lx38Wx11H(mm)
YM-280D Double	600Lbs X 2 (280Kg) X 2	12V/24V	DC12V/480mA DC24V/240mA	500Lx42Wx25H(mm)	180Lx38Wx11H(mm)
YM-280 LED Single	600Lbs (280Kg)	12V/24V	DC12V/480mA DC24V/240mA	250Lx42Wx25H(mm)	180Lx38Wx11H(mm)
YM-280D LED Double	600Lbs X 2 (280Kg) X 2	12V/24V	DC12V/480mA DC24V/240mA	500Lx42Wx25H(mm)	180Lx38Wx11H(mm)
YM-280 T LED Single **	600Lbs (280Kg)	12V/24V	DC12V/480mA DC24V/240mA	250Lx42Wx25H(mm)	180Lx38Wx11H(mm)
YM-280TD LED Double **	600Lbs X 2 (280Kg) X 2	12V/24V	DC12V/480mA DC24V/240mA	500Lx42Wx25H(mm)	180Lx38Wx11H(mm)
YM-350 Single	800Lbs (350Kg)	12V/24V	DC12V/500mA DC24V/250mA	285Lx55Wx29H(mm)	180Lx38Wx11H(mm)
YM-350D Double	800Lbs X 2 (350Kg) X 2	12V/24V	DC12V/500mA DC24V/250mA	570Lx55Wx29H(mm)	180Lx38Wx11H(mm)
YM-500 LED Single	1200Lbs (500Kg)	12V/24V	DC12V/420mA DC24V/210mA	266Lx67Wx39H(mm)	180Lx38Wx11H(mm)
YM-500D LED Double	1200Lbs X 2 (500Kg) X 2	12V/24V	DC12V/420mA DC24V/210mA	523Lx67Wx39H(mm)	180Lx38Wx11H(mm)

### General Specifications:

1. **Fail Safe:** Locked when energized
2. **Safety function:** Built-in voltage spike suppressor
3. **Opening Mode:** 90 degree swinging door
4. **Suitable For:** Wooden Door, Glass Door, Metal Door, Fire Proof Door
5. **Authority Certification:** CE & MA approved
6. **Quality Guarantee:** For Two years (except that man-made and Force Majuro)

\*\* With Timer [Time: 0/3/6/9sec]

 LZ Bracket	 U Channel Bracket	 L Bracket	 Emergency Break Glass ABK-900
 Exit Push Button (ABK-801)	 Exit Push Button (ABK-800B)	 Exit Push Button (ABK-800A)	 Exit Push Button (ABK-802)